


ARCHITECTURAL STYLE MADE EASY



# Introducing Windows from A New Point of View.

## **THE ANDERSEN® ARCHITECTURAL COLLECTION**

The Architectural Collection is an industry-leading, innovative approach to windows and doors that's based not on the type of window or door, but rather on the style of home you want to create.

Never before has it been so easy to dream, easy to understand your options and easy to select the windows and doors that fit not just your home, but also your vision.

The Architectural Collection. Only from Andersen.







# A-Series

WINDOWS AND PATIO DOORS

**Authentic to Style.  
Authentic to You.**

Your home's architectural style says a lot about you. Andersen® A-Series products allow it to speak with authenticity and clarity.

From French Eclectic to Modern to Prairie, you can create it with A-Series windows and patio doors. And you can do so knowing you're choosing the best-performing, most energy-efficient products Andersen has ever offered.



**Interior finishes:** A-Series windows and doors offer six different factory stains, two paint choices or a primed finish to complement any look. **Page 25.**

**Exterior colors:** With 11 different colors, you can mix and match sash, frame and trim to achieve hundreds of combinations. **Page 22.**



A-Series double-hung windows and Frenchwood® outswing patio doors. Prairie grilles.



Flat exterior trim with cornice head, color: Canvas

Frame exterior color: Sandtone

Sash exterior color: Cocoa Bean



## Architectural Style Made Easy.

Andersen® A-Series windows and doors make it easy to achieve architectural authenticity in virtually any home style you desire. They also make it possible to bring your individual style to any home. The following pages will introduce you to the vast array of options they provide and the possibilities they create.

# Architecture of the American Home.

In the following pages, you'll see the most popular American home styles and how easily you can create them with Andersen® A-Series windows and doors. While we've chosen the quintessential offerings for each style, we encourage you to explore our entire palette of options and accessories to discover ways of making your home uniquely your own.



## • HOME STYLE LIBRARY •

If you would like to learn more about any of the architectural styles, take advantage of our Home Style Library. This first-of-its-kind collection of Pattern Books provides detailed illustrations and extensive descriptions of each style, with an emphasis on window and door options. From basic designs and building materials to window proportions and hardware finishes, our library will show you how to bring architectural authenticity to whichever style of home you prefer.

The Andersen Home Style Library offers around a dozen selections. Each is available in printed and digital formats below.

### On paper

Order spiral bound versions or download PDFs of each Home Style Pattern Book at [andersen-books.tbistores.com](http://andersen-books.tbistores.com).



### Online

Learn more about each home style in the Home Style Library found at [andersenwindows.com/stylelibrary](http://andersenwindows.com/stylelibrary).



### On the go

Get the Andersen Home Style Pattern Book app for:

- iPad® available on the App Store™
- Android™ available on the Google Play Store





# Shingle

**SIMILAR STYLES:** Arts & Crafts  
Queen Anne

Shingle style homes trace their beginnings to vacation homes in summer communities along the East Coast. Often wrapped in unpainted cedar shingles, they embrace a natural, casual style in contrast to the Victorian style city homes of most residents. Shingle style interiors feature minimal ornamentation and borrow heavily from the handcrafted Arts & Crafts style.

**COMMON FEATURES:**

- Gently sloping gable roofs with narrow eaves
- Conical-roofed round towers
- Wood shingle wall surfaces
- Asymmetrical façade
- Multi-light windows



**Double-hung window exterior**  
 - Flat exterior trim: Canvas  
 - Frame exterior color: Dark Bronze  
 - Sash exterior color: Dark Bronze  
 - Specified equal light grille pattern



**A-SERIES STYLE RECOMMENDATIONS** For additional choices, see pages 20-37.

**EXTERIOR COLOR**



Canvas/Dark Bronze

**INTERIOR STAIN**



Russet

**HARDWARE**

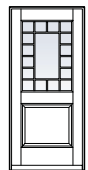


Window:  
Lock & Keeper and Bar Lift

Patio Door:  
Albany

Finish:  
Black

**ENTRANCEWAY**



Door: 194 with optional divided light.

For more information, please visit [andersenwindows.com/entranceways](http://andersenwindows.com/entranceways).



# Tudor

**SIMILAR STYLES:** Queen Anne  
Stick Style  
Victorian

Tudor homes are loosely based on a variety of early English building traditions ranging from simple folk houses to late medieval palaces. Asymmetry is preferred in the Tudor style, allowing standard windows and bay windows to be oriented as desired for optimal views.

**COMMON FEATURES:**

- Casement windows, bay or bow windows and transom windows are most common
- Windows are typically tall and narrow with many small panes and are often grouped together
- Features rectangular or diamond-shaped window grilles — often together in the same house
- Window colors tend to be deep, warm, dark wood tones
- Window frame, sash and exterior trim are typically one color



**Casement window exterior**  
 - Brick mould exterior trim: Cocoa Bean  
 - Frame exterior color: Cocoa Bean  
 - Sash exterior color: Cocoa Bean  
 - Diamond grille pattern



**A-SERIES STYLE RECOMMENDATIONS** For additional choices, see pages 20-37.

**EXTERIOR COLOR**



Cocoa Bean/Cocoa Bean

**INTERIOR STAIN**



Russet

**HARDWARE**




Window:  
Traditional Folding Handle



Patio Door:  
Yuma®

Finish:  
Distressed Bronze

**ENTRANCEWAY**



Door: 203  
Sidelights: 101

For more information, please visit [andersenwindows.com/entranceways](http://andersenwindows.com/entranceways).





**Arch casement window exterior**  
 - Brick mould exterior trim: Terratone  
 - Frame exterior color: White  
 - Sash exterior color: White  
 - Specified equal light grille pattern

# French Eclectic

**SIMILAR STYLES:** Beaux Arts  
 Chateausque  
 English Cottage

French Eclectic style is not one style, but a range of styles inspired by French architecture, finding its way to America via soldiers returning from World War I. Although its roots are in the south of France, French Eclectic is a very American interpretation of the French domestic vernacular.

**COMMON FEATURES:**

- Casement windows are favored, but double-hung windows are acceptable
- A variety of window types are often used together to create a picturesque look
- Windows are usually rectangular and vertically oriented with multiple rectangular or sometimes diamond grilles
- Window colors are white or an earthy range of browns
- Window frame and sash are typically one color, with exterior trim in a contrasting color or in the same color

**A-SERIES STYLE RECOMMENDATIONS**

For additional choices, see pages 20-37.



**EXTERIOR COLOR**



Terratone/White

**INTERIOR STAIN**



Cinnamon

**HARDWARE**




Window:  
 Traditional Folding Handle

Patio Door:  
 Encino®

Finish:  
 Distressed Bronze

**ENTRANCEWAY**



Door: 632

For more information, please visit [andersenwindows.com/entranceways](http://andersenwindows.com/entranceways).



# Cape Cod

**SIMILAR STYLES:** New England Colonial  
Georgian/Federal

The Cape Cod style home evolved from Colonial style houses to withstand the area's harsh, stormy climate with steeply pitched roofs and window shutters. Today's Cape Cod Revival style homes also incorporate elements of Georgian/Federal architecture.

**COMMON FEATURES:**

- Steep roof with side gables; occasionally a bowed or gambrel roof
- Large chimney mass lined on center with front door and linked to fireplaces in each room
- Shed or gable dormers often aligned with windows on main floor
- Multi-paned, double-hung windows, often with shutters
- Small "prayer" windows in gable corners



**Double-hung window exterior**  
 - Flat exterior trim: Canvas  
 - Frame exterior color: Forest Green  
 - Sash exterior color: Forest Green  
 - Specified equal light grille pattern



**A-SERIES STYLE RECOMMENDATIONS** For additional choices, see pages 20-37.

**EXTERIOR COLOR**



Canvas/Forest Green

**INTERIOR STAIN**



Cinnamon

**HARDWARE**

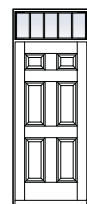


Window:  
Lock & Keeper  
and Finger Lift

Patio Door:  
Newbury®

Finish:  
Oil Rubbed Bronze

**ENTRANCEWAY**



Door: 178  
Direct Glazed Transom  
with optional divided light

For more information, please visit [andersenwindows.com/entranceways](http://andersenwindows.com/entranceways).



# Georgian/Federal

**SIMILAR STYLES:** Colonial Saltbox

In the late 1700s, Georgian style marked a time of reformation of the American house from being simply utilitarian and functional to one that was stylized, stately, spacious and comfortable. Its roots were in Classical Roman Architecture. Federal style was a continuation of this movement, but was identifiable by greater attenuation and refinement of many details.

**COMMON FEATURES:**

- Main windows are almost exclusively vertically proportioned double-hung windows with multiple divided lights
- Window pane size evolved from smaller to larger, thus 12-over-12 grille pattern was more common in Georgian style, whereas six-over-six was typical of Federal style
- Front door often features a transom window and sidelights
- White window frames and trim were most popular during the Georgian era, while recent examples use a range of light tones
- Window sash and trim usually match, although slight contrast is also acceptable



**Double-hung window exterior**  
 - Flat exterior trim: Dove Gray  
 - Frame exterior color: Dove Gray  
 - Sash exterior color: Dove Gray  
 - Specified equal light grille pattern

**A-SERIES STYLE RECOMMENDATIONS** For additional choices, see pages 20-37.



**EXTERIOR COLOR**



Dove Gray/Dove Gray

**INTERIOR STAIN**



White

**HARDWARE**

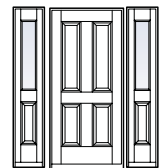


Window:  
Lock & Keeper  
and Finger Lift

Patio Door:  
Covington™

Finish:  
Bright Brass

**ENTRANCEWAY**



Door: 180  
Sidelights: 182

For more information, please visit [andersenwindows.com/entranceways](http://andersenwindows.com/entranceways).



# American Farmhouse

**SIMILAR STYLES:** New England Colonial  
Victorian

While this style evolved from New England Colonial houses, it is often associated with the Midwest, where it was popular when that region was being settled. Often fairly basic, but when stylistic elements were added, they tended to be borrowed from the Victorian style.

**COMMON FEATURES:**

- Tall double-hung windows are most common with a height typically 2 – 2½ times the width
- Early farmhouses had no accent windows; later versions used ovals, circles and arch windows in stair landings, in entryways and below gables
- Historically, more affluent farmhouses often used bay windows and window groupings
- Exterior colors include earth tones as well as whites and pastels
- Two-over-two window grille pattern is most common

**Double-hung window exterior**  
 - Flat exterior trim: Red Rock  
 - Frame exterior color: Prairie Grass  
 - Sash exterior color: Prairie Grass  
 - Specified equal light grille pattern



**A-SERIES STYLE RECOMMENDATIONS** For additional choices, see pages 20-37.

**EXTERIOR COLOR**



Red Rock/Prairie Grass

**INTERIOR STAIN**



Honey

**HARDWARE**

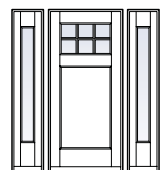


Window:  
Lock & Keeper and Bar Lift

Patio Door:  
Newbury®

Finish:  
Oil Rubbed Bronze

**ENTRANCEWAY**



Door: 402 with optional divided light  
Sidelights: 101

For more information, please visit [andersenwindows.com/entranceways](http://andersenwindows.com/entranceways).



# Queen Anne

**SIMILAR STYLES:**

Folk Victorian  
Queen Anne Cottage  
East Lake

The Queen Anne style emerged within the Victorian period between 1880 and 1910. It uses wall surfaces as decorative elements. This is accomplished by avoiding flat walls through the use of gables, bay windows, towers, overhangs, wall projections and several different cladding materials.

**COMMON FEATURES:**

- Double-hung windows are common, often with upper sash divided into geometric shapes and lower sash without grilles
- Less ornamental grille options are one-over-one and two-over-two patterns
- Wide use of transom windows as part of bay windows and over front windows and doors
- Grilles with rectangles, diamonds and circles are common in front windows, transoms and gables
- Art glass in front windows, accent windows and bay windows
- Exterior colors frequently reflect colors used in art glass



**Double-hung window exterior**  
 - Flat exterior trim: White  
 - Frame exterior color: Red Rock  
 - Sash exterior color: Red Rock  
 - Queen Anne grille pattern



**A-SERIES STYLE RECOMMENDATIONS**

For additional choices, see pages 20-37.

**EXTERIOR COLOR**




White/Red Rock

**INTERIOR STAIN**



Cinnamon

**HARDWARE**

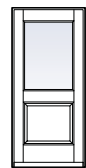


Window:  
Lock & Keeper  
and Bar Lift

Patio Door:  
Whitmore®

Finish:  
Antique Brass

**ENTRANCEWAY**



Door: 194

For more information, please visit [andersenwindows.com/entranceways](http://andersenwindows.com/entranceways).

**ART GLASS**



Queen Anne Design

See pages 32-33 for additional art glass options.



# Craftsman Bungalow

**SIMILAR STYLE:** Prairie Shingle

Craftsman-style houses emerged from the traditions of Arts & Crafts designs found throughout the country that promoted a simple decorative expression of structural elements. The bungalow is one of the most common house styles that emerged from that movement.

**COMMON FEATURES:**

- Double-hung windows are predominant, but casement windows are also common
- Grilles are used in upper sash of double-hung windows, creating vertical proportions
- Exterior window trim is usually 4½-inch-wide flat trim with sill nose
- Window frame and sash are often one color and the exterior trim is a contrasting color
- Exterior window colors tend to be in the warm, earthy range of browns, greens, burgundies and yellows



**Casement window exterior**  
 - Flat exterior trim: Prairie Grass  
 - Frame exterior color: Dark Bronze  
 - Sash exterior color: Dark Bronze  
 - Tall fractional with simulated check rail grille pattern



**A-SERIES STYLE RECOMMENDATIONS** For additional choices, see pages 20-37.

**EXTERIOR COLOR**



Prairie Grass/Dark Bronze

**INTERIOR STAIN**



Espresso

**HARDWARE**

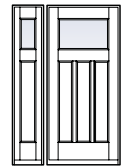


Window:  
Traditional Folding Handle

Patio Door:  
Albany

Finish:  
Black

**ENTRANCEWAY**



Door: 404  
Sidelight: 401

For more information, please visit [andersenwindows.com/entranceways](http://andersenwindows.com/entranceways).

**ART GLASS**



Arts & Crafts Design

See pages 32-33 for additional art glass options.



# Prairie

**SIMILAR STYLES:** Arts & Crafts  
Mission  
Modern

The Prairie style is considered the first architectural style of American origin. It features bold, clean lines and came about as a direct reaction to the ornate, compartmentalized Victorian style of the late 1800s and early 1900s. The core design ideas of this style are most widely attributed to architect Frank Lloyd Wright.

**COMMON FEATURES:**

- Casement windows are heavily favored, often either with art glass or the Prairie grille pattern, which are both shown in the windows to the right
- Vertically proportioned windows are almost always mulled together to create a horizontal design element
- Single window units are rare
- Transom windows are commonly used above doorways and prominent window groupings
- Common exterior window and trim colors are earthy browns and rusts, autumnal reds and golds, and leafy greens



**Casement window exterior**  
 - Flat exterior trim: Terratone  
 - Frame exterior color: Red Rock  
 - Sash exterior color: Red Rock  
 - Prairie grille pattern



**A-SERIES STYLE RECOMMENDATIONS** For additional choices, see pages 20-37.

**EXTERIOR COLOR**



Terratone/Red Rock

**INTERIOR STAIN**



Mocha

**HARDWARE**

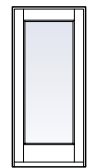


Window:  
Traditional Folding Handle

Patio Door:  
Newbury®

Finish:  
Oil Rubbed Bronze

**ENTRANCEWAY**



Door: 102

For more information, please visit [andersenwindows.com/entranceways](http://andersenwindows.com/entranceways).

**ART GLASS**



See pages 32-33 for Frank Lloyd Wright® Series art glass.

Printing limitations prevent exact duplication of colors and replication of finishes. Please see your Andersen dealer for actual color and finish samples. "Frank Lloyd Wright" and the Frank Lloyd Wright logo are registered trademarks of the Frank Lloyd Wright Foundation.



# Ranch

**SIMILAR STYLES:** Modern Prairie

Ranch houses are typically unpretentious, long, narrow and low to the ground. They became popular among post-World War II veterans and spread across the country, resulting in several variations. Contemporary Ranches are simple and have hipped or gabled roofs and deep overhangs. International-style ranch houses have flat roofs and more glass.

**COMMON FEATURES:**

- Large expanses of glass and horizontal windows
- Gliding patio doors
- A large picture window flanked by narrow casements or double-hung windows is a quintessential grouping in Ranch style
- Front door is not emphasized
- Grilles are typically horizontal or nonexistent
- Casement windows are most common, but double-hung windows are also acceptable

**Casement window exterior**  
 - Brick mould exterior trim: Dove Gray  
 - Frame exterior color: Forest Green  
 - Sash exterior color: Forest Green  
 - Specified equal light grille pattern



**A-SERIES STYLE RECOMMENDATIONS** For additional choices, see pages 20-37.

**EXTERIOR COLOR**



Dove Gray/Forest Green

**INTERIOR STAIN**



Clear Coat

**HARDWARE**

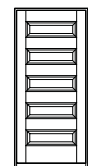


Window:  
Contemporary  
Folding Handle



Patio Door:  
Tribeca®  
Finish:  
White

**ENTRANCEWAY**



Door: 196

For more information, please visit [andersenwindows.com/entranceways](http://andersenwindows.com/entranceways).





# Modern

**SIMILAR STYLES:** International Ranch Shed

Simple geometry, clean lines and the overt abandonment of architectural ornamentation characterize Modernism. The style deliberately embraced the notions of industrialism and machine-made products as a way to improve life through efficient and affordable construction. Elements of historic styles are generally absent.

**COMMON FEATURES:**

- Windows, often casements or awnings, set horizontally in long “ribbons”
- Doors and windows align to give a clean look to the exterior
- Grilles are nonexistent
- Color palette is most commonly monochromatic with whites, blacks and grays, often with a strategic accent color such as natural wood



**Casement window exterior**  
 - Brick mould exterior trim: Black  
 - Frame exterior color: Black  
 - Sash exterior color: Black



**A-SERIES STYLE RECOMMENDATIONS** For additional choices, see pages 20-37.

**EXTERIOR COLOR**



Black/Black

**INTERIOR STAIN**



Clear Coat

**HARDWARE**

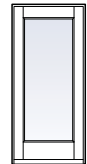


Window:  
Contemporary  
Folding Handle




Patio Door:  
Anvers®  
Finish:  
Satin Nickel

**ENTRANCEWAY**



Door: 102

For more information, please visit [andersenwindows.com/entranceways](http://andersenwindows.com/entranceways).



# Spanish Colonial Revival

**SIMILAR STYLES:** Mission Revival  
Monterey

The Spanish Colonial Revival style was influenced by Moorish, Renaissance, medieval Spanish, Byzantine and Spanish baroque architecture and can be recognized by its asymmetry, light-colored stucco exteriors, and low-pitched red tile roofs with minimal overhang. It first appeared in California and Florida during the early 1900s and is now found throughout the United States.

**COMMON FEATURES:**

- Light-colored stucco exterior walls and chimney finishes
- Low-pitched red Mission or Spanish tile roofs with little or no overhanging eaves
- Asymmetrical massing and façades
- One or more arched entrance doors or principle windows
- Wrought iron grillwork for windows, doors and balconies
- Recessed doors and windows on exterior

**Complementary French casement window exterior**  
 - Brick mould exterior trim: Cocoa Bean  
 - Frame exterior color: Cocoa Bean  
 - Sash exterior color: Cocoa Bean  
 - Specified equal light grille pattern



**A-SERIES STYLE RECOMMENDATIONS** For additional choices, see pages 20-37.

**EXTERIOR COLOR**



Cocoa Bean/Cocoa Bean

**INTERIOR STAIN**



Cinnamon

**HARDWARE**




Window:  
Traditional Folding Handle

Patio Door:  
Albany

Finish:  
Black

**ENTRANCEWAY**



Door: 633

For more information, please visit [andersenwindows.com/entranceways](http://andersenwindows.com/entranceways).



# Mission Revival

**SIMILAR STYLES:** Spanish Colonial Revival  
Craftsman

Inspired by Spanish mission churches built in the early 1600s, Mission Revival style architecture features large, arched openings and unadorned expanses of whitewashed stucco. It flourished in the late 19th century, after railroads built a series of train stations and resort hotels based on this style throughout the southwest.

**COMMON FEATURES:**

- Gables with curvilinear parapet walls
- Low-pitched, red tile hipped roofs
- Open eaves with exposed brackets
- Prominent one-story porches with arched openings
- Often a tower or a form suggestive of a tower
- Visor roofs common below dormers or parapets
- Typically two stories with smooth, usually white, stucco



**Double-hung window exterior**  
 - Brick mould exterior trim: Sandtone  
 - Frame exterior color: Red Rock  
 - Sash exterior color: Red Rock  
 - Specified equal light grille pattern



**A-SERIES STYLE RECOMMENDATIONS** For additional choices, see pages 20-37.

**EXTERIOR COLOR**




Sandtone/Red Rock

**INTERIOR STAIN**



Russet

**HARDWARE**

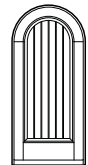


Window:  
Lock & Keeper and Bar Lift

Patio Door:  
Newbury®

Finish:  
Oil Rubbed Bronze

**ENTRANCEWAY**




Door: 333

For more information, please visit [andersenwindows.com/entranceways](http://andersenwindows.com/entranceways).

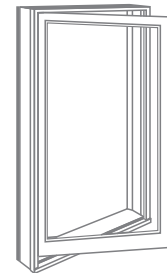


## A-Series Windows



### DOUBLE-HUNG WINDOWS

A double-hung window has two vertically sliding sash (glass panels) in a single frame. Double-hung windows lift open while remaining flush with the wall, making them ideal around patios, decks and walkways. Both top and bottom sash tilt in for easy cleaning.



### CASEMENT WINDOWS

Casement windows are hinged windows that open outward to the right or to the left. They're common above kitchen sinks and give you the flexibility to group in stunning combinations.

When choosing windows and doors, you'll want to consider the style of the home you'd like to create as well as how you'd like the windows and doors to operate. With Andersen® A-Series products, you have the choices you need for a beautiful blend of both form and function.



## A-Series Frenchwood® Patio Doors




### FRENCHWOOD® GLIDING PATIO DOORS

These doors have at least one door panel that glides smoothly past another door panel to save room where you need it – inside or out. Available in two- and four-panel configurations.



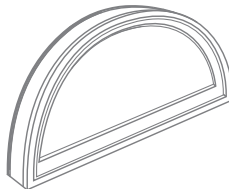
### FRENCHWOOD® HINGED INSWING PATIO DOORS

Hinged inswing patio doors open in the interior of your home, saving room for smaller exterior areas such as balconies, patios and decks. Available with one, two or three panels.




**AWNING WINDOWS**

Awning windows are hinged at the top and open outward. They catch breezes from the left or right and are often used above, below or alongside stationary windows.



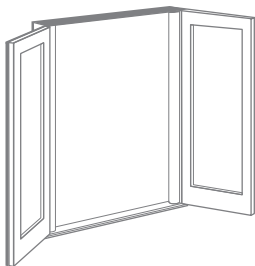
**SPECIALTY WINDOWS**

Specialty windows are stationary (non-opening) windows characterized by their special shapes, including curves and dramatic angles. They can make a signature statement in your home or provide a delicate lighting accent.



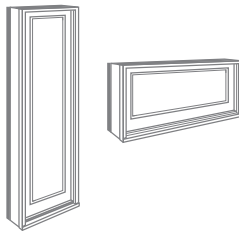
**VENTING & STATIONARY TRANSOM WINDOWS**

Venting transom windows are hinged at the top and open outward. They are placed above doors to let light and fresh air into a room while adding style and curb appeal. Stationary transom windows share all the characteristics of venting transom windows but do not open for ventilation.



**FRENCHWOOD® HINGED OUTSWING PATIO DOORS**

With panels that open outward, these doors give you more usable space inside your home. Available with one or two panels.



**TRANSOMS & SIDELIGHTS**

Transom windows go above a door while sidelights flank one or both sides of the door. Alone or combined, they can turn your doorway into a focal point while letting more natural light into your home's entryway.

A-Series double-hung, casement and transom windows and Frenchwood® outswing patio doors. Specified equal light grille pattern.



# Outer Beauty

## The Exterior of Your Home Is the Face It Presents to the World.

With Andersen® A-Series windows and doors, you have the colors and exterior trim choices you need to make not only your windows, but your entire home look the way you've always envisioned.



A-Series casement, picture and transom windows. Specified equal light grille pattern.

### EXTERIOR COLORS



Select any combination of colors shown here for your exterior frame, sash and trim.

## EXTERIOR TRIM THAT FITS WINDOWS, PATIO DOORS AND YOUR VISION.

Exterior trim adds a finishing touch to your windows and is often essential in achieving authentic architectural style. You can match the color of your windows or doors, or complement them with a different color. Durable A-Series exterior trim is low maintenance and never needs painting.



- Flat exterior trim with cornice head, color: Canvas
- Frame exterior color: Sandtone
- Sash exterior color: Cocoa Bean

## EXTERIOR TRIM STYLE OPTIONS

Examples of trim shown on double-hung windows with Sandtone color.



**2" brick mould**  
in Canvas color



**3 1/2" or 4 1/2" flat**  
in Terratone color



**3 1/2" or 4 1/2" flat with extended top**  
in Red Rock color



**3 1/2" or 4 1/2" flat with decorative drip cap**  
in Forest Green color



**3 1/2" or 4 1/2" flat with 2" cornice top**  
in Prairie Grass color



**3 1/2" or 4 1/2" flat with 3 5/8" cornice top**  
in White color

## EXTERIOR TRIM SILL OPTIONS



**2" brick mould with extended sill nose**  
in Terratone color



**3 1/2" or 4 1/2" flat**  
in Sandtone color



**3 1/2" or 4 1/2" flat with extended sill nose**  
in White color



**3 1/2" or 4 1/2" flat with extended sill nose**  
in Prairie Grass color

---

# Inner Beauty

---

A-Series casement windows and Frenchwood® inswing patio door with sidelight and transom windows. Specified equal light grille pattern.



# You Shouldn't Need a Mirror to See Yourself in Your Home.

A-Series windows and doors provide you with a wide palette of wood species and finishes to help you bring your personality and taste to every room throughout your house.

## INTERIOR WOOD SPECIES OPTIONS



Pine



Maple



Oak



Vertical Grain Douglas Fir



Cherry



Mahogany\*

## STAINED INTERIOR OPTIONS

Shown on Pine. Available on Pine, Maple and Oak only.



Clear Coat



Honey



Cinnamon



Russet



Mocha




Espresso

## PAINTED INTERIOR OPTIONS

Available on Pine only.



White



Birch Bark




Primed (for paint)



A-Series double-hung window. Specified equal light grille pattern.

\*Actual wood is sapele, a non-endangered species of mahogany, grown in Africa, with color and characteristics similar to American mahogonies. Interiors are unfinished unless a stain or paint option is specified. Naturally occurring variations in grain, color and texture of wood make each window one of a kind. Printing limitations prevent exact finish replication. Please see your Andersen dealer for actual finish samples.

A-Series Frenchwood® inswing patio doors. Colonial grille pattern.  
Bright brass hardware.




---

# Beauty in the Details

---



A-Series double-hung window.  
Satin nickel lock & keeper.




A-Series casement window.  
Black folding handle.

# It's the Little Things that Make the Biggest Impact.

Grille patterns casting shadows across a floor. Solid, drop-forged brass hardware that matches your décor. A splash of color from a piece of carefully crafted art glass.

In the pages that follow, you'll find the options and accessories you need to make your home uniquely yours. If beauty truly is in the details, few things are more beautiful than A-Series windows and patio doors.



## • WINDOW HARDWARE •

### DOUBLE-HUNG HARDWARE

Lock & Keeper



Hand Lift



Bar Lift



Finger Lift



#### TRADITIONAL

*Bold name denotes finish shown.*

- Antique Brass
- Black
- Bright Brass
- Brushed Chrome
- Distressed Bronze
- Distressed Nickel

- Gold Dust
- Oil Rubbed Bronze**
- Polished Chrome
- Satin Nickel
- Stone
- White

### CASEMENT AND AWNING HARDWARE



#### TRADITIONAL FOLDING

*Bold name denotes finish shown.*

- Antique Brass
- Black
- Bright Brass
- Distressed Bronze**
- Distressed Nickel
- Gold Dust
- Oil Rubbed Bronze
- Satin Nickel
- Stone
- White



#### CONTEMPORARY FOLDING


- Black
- Bright Brass
- Gold Dust
- Oil Rubbed Bronze
- Satin Nickel**
- Stone
- White



*Casement lock: Finish matches handle.*

**Operation:** Casement hardware folds in to avoid interfering with window treatments.


### WINDOW HARDWARE FINISH OPTIONS



Hardware sold separately. Distressed bronze and oil rubbed bronze are "living" finishes that will change with time and use. Printing limitations prevent exact finish replication. Please see your Andersen dealer for actual finish samples.

• DOOR HARDWARE •

*Bold name denotes finish shown.*



## Hardware for Every Door. Styles for Every Person.

A-Series patio door hardware is available in eight different designs to match virtually any style, including your own. Yuma, Encino, Anvers, Newbury, Covington™ and Whitmore® hardware options each feature solid, drop-forged brass for

added strength, while Tribeca® and Albany hardware options are made of diecast zinc with durable powder-coated finishes. Additional hardware options such as exterior keyed locks, matching hinge finishes and more are also available.

• DOOR HARDWARE •

*Bold name denotes finish shown.*



Gliding

Hinged

**COVINGTON™**

Antique Brass  
**Bright Brass**  
Oil Rubbed Bronze



Gliding

Hinged

**WHITMORE®**

**Antique Brass**  
Bright Brass  
Oil Rubbed Bronze  
Satin Nickel



Gliding

Hinged

**ALBANY**

Black  
**Gold Dust**  
Stone  
White



Gliding

Hinged

**TRIBECA®**

Stone  
**White**

**DOOR HARDWARE FINISH OPTIONS**



Antique Brass    Black    Bright Brass    Brushed Chrome    Distressed Bronze    Distressed Nickel    Gold Dust    Oil Rubbed Bronze    Polished Chrome    Satin Nickel    Stone    White

Hardware sold separately. Distressed bronze and oil rubbed bronze are "living" finishes that will change with time and use. Printing limitations prevent exact finish replication. Please see your Andersen dealer for actual finish samples.

A-Series casement, picture and transom windows.  
Specified equal light grille pattern.

---

# A Menagerie of Glass

---

• GLASS •

# Best-in-Class Glass



Glass can affect energy efficiency more than any other part of a window or patio door — and not all glass performs the same. Some types of glass do a better job at insulating your home. Others provide greater clarity.

You can even choose glass to filter out specific kinds of light. Andersen offers one of the industry's widest arrays of glass options, enabling you to find the right choice for your climate and your home.



### LOW-E4® GLASS

Outstanding thermal performance for climates where both heating and cooling costs are a concern. It comes standard on all A-Series products, and is up to 71% more energy efficient than ordinary dual-pane glass.\*



### LOW-E4® SMARTSUN™ GLASS

Offers our best overall thermal performance. It gives you the benefits of Low-E4® glass, plus it helps shield your home from the sun's heat and filters out 95% of harmful UV rays while letting sunlight shine through.



### LOW-E4® SUN GLASS

Outstanding thermal performance in southern climates where less solar heat gain is desired. It's tinted for maximum protection from the effects of intense sunlight while providing all the benefits of Low-E4® glass.

Additional glass options are also available. Visit [andersenwindows.com](http://andersenwindows.com) or see your Andersen dealer.


## PERFORMANCE COMPARISON OF ANDERSEN® GLASS OPTIONS

| GLASS           | ENERGY  |  | LIGHT   |   |
|-----------------|---|--|---|---|
|                 | U-FACTOR  | SOLAR HEAT GAIN COEFFICIENT                        | VISIBLE LIGHT TRANSMITTANCE                     | UV PROTECTION                               |
|                 | How well a product prevents heat from escaping. | How well a product blocks heat caused by sunlight. | How much visible light comes through a product. | How well a product blocks ultraviolet rays. |
| SmartSun™       | ● ● ● ○   | ● ● ● ●  | ● ● ● ○   | ● ● ● ●                                     |
| Low-E4®         | ● ● ● ○   | ● ● ● ○  | ● ● ● ○   | ● ● ● ○                                     |
| Sun             | ● ● ● ○   | ● ● ● ●  | ● ○ ○ ○   | ● ● ● ○                                     |
| Clear Dual-Pane | ● ○ ○ ○   | ○ ○ ○ ○  | ● ● ● ●   | ○ ○ ○ ○                                     |

Center of glass performance only. Visit [andersenwindows.com](http://andersenwindows.com) for ENERGY STAR® map and NFRC total unit performance data.

## PATTERNED GLASS

Patterned glass lets in light while obscuring vision and adds a unique decorative touch to your home.



Andersen® A-Series products are available with **impact-resistant glass** and structural upgrades to meet the tough building codes of hurricane-prone coastal areas. Visit [andersenwindows.com/coastal](http://andersenwindows.com/coastal) for more information. See your local building code official for specific requirements.

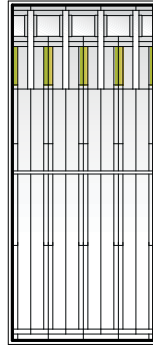
\*Low-E4® glass in summer. Based on comparison of Andersen® A-Series double-hung window SHGC to the SHGC for clear dual-pane glass non-metal frame default values from the 2006, 2009 and 2012 International Energy Conservation Code "Glazed Fenestration" Default Tables.

• ART GLASS •

**Between-the-Glass Art Glass.  
Statements in Beauty,  
Style and Color.**

A-Series products are available with between-the-glass art glass, which places the decorative panel between the glass panes, providing superior protection for the art glass and making it easy to keep clean. Contact your Andersen dealer for availability.

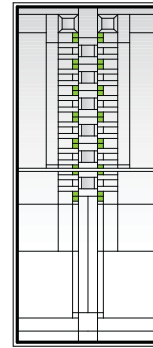
**FRANK LLOYD WRIGHT® SERIES\***



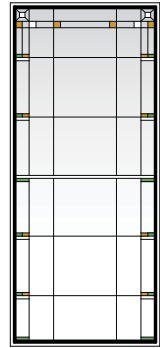
COLONNADE



EUCALYPTUS

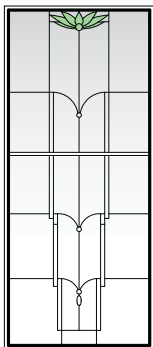


PRAIRIE RHYTHM

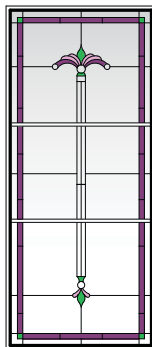


WICHITA

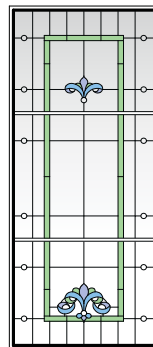
**HISTORIC AND CLASSIC SERIES\*\***



LOTUS



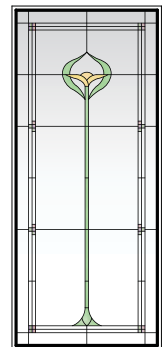
REGENCY




VICTORIA



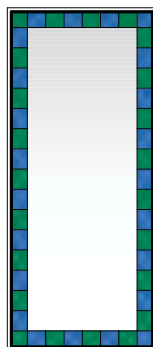
DIAMOND LIGHTS



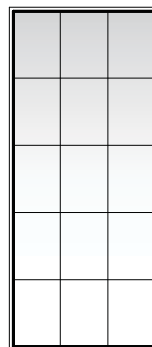
ARTS & CRAFTS




AMBER



QUEEN ANNE



RECTANGULAR  
GRID



DIAMOND GRID

\*All of the patterns are also available with clear glass. \*\*Classic Series glass patterns are available with semi-privacy glass or clear antique glass in place of colored glass (except where indicated).

"Frank Lloyd Wright" and the Frank Lloyd Wright logo are registered trademarks of the Frank Lloyd Wright Foundation.





EUCALYPTUS DESIGN



QUEEN ANNE DESIGN



VICTORIA DESIGN



ARTS & CRAFTS DESIGN

**ART GLASS COLOR OPTIONS**


You can order Andersen® art glass designs in standard color palettes, or create custom combinations. Color palettes and accent jewels for custom combinations are predetermined by style of art glass. For more on custom capabilities, visit [andersenwindows.com](http://andersenwindows.com).



**ACCENT JEWELS**



**IRIDESCENT ACCENT TILES**



Art glass changes appearance greatly based on lighting in its environment, making it beautiful to look at, yet difficult to represent accurately in print. Printing limitations prevent exact color replication.

Andersen art glass panel patterns vary based on window size and shape.

Colors used in the Frank Lloyd Wright® Series will vary from photos and actual glass samples due to the unique character of the mouthblown glass. Colors in the Classic Series and Historic Series may also vary. Contact your Andersen dealer for more information.

• GRILLES •

# A-Series Grilles. Patterned After You.

Andersen® A-Series windows and patio doors offer a variety of grille types and grille patterns, making it easy to fit both your style and your home's. For a signature look, we'll work with you to create custom grille designs.



|                             |                                   |                  |                                    |                                     |
|-----------------------------|-----------------------------------|------------------|------------------------------------|-------------------------------------|
|                             |                                   |                  |                                    |                                     |
| Diamond                     | Queen Anne                        | Colonial         | Modified Colonial                  | Modified Colonial with 2 1/4" rail* |
|                             |                                   |                  |                                    |                                     |
| Tall Fractional             | Tall Fractional with 2 1/4" rail* | Short Fractional | Short Fractional with 2 1/4" rail* | Prairie                             |
|                             |                                   |                  |                                    |                                     |
| 2x2                         | 1x4                               | Custom Patterns  |                                    |                                     |
| 2x2 Specified Equal Light** |                                   |                  |                                    |                                     |

**GRILLE WIDTHS** (ACTUAL SIZE SHOWN)

Shown: Cross sections of grilles showing standard widths and profiles.

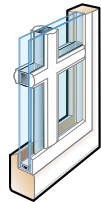


Our 2 1/4" wide grille can be positioned horizontally across the center of a casement window to simulate the look of a double-hung window.

**GRILLE CONFIGURATIONS**

**FULL DIVIDED LIGHT**

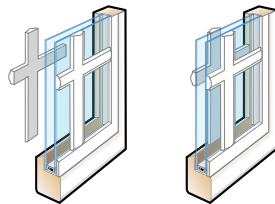
Give your window an authentic look with full divided light grilles that are permanently applied to the interior and exterior of your window with a spacer between the glass.



Permanent Exterior  
Permanent Interior with Spacer

**SIMULATED DIVIDED LIGHT**

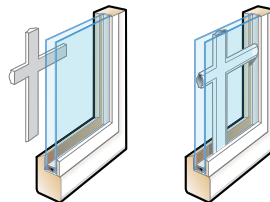
Simulated divided light offers permanent grilles on the exterior and interior with no spacer between the glass. We also offer permanent exterior grilles with removable interior grilles, available in natural wood or prefinished white.



Permanent Exterior  
Removable Interior      Permanent Exterior  
Permanent Interior

**CONVENIENT CLEANING OPTIONS**

Removable interior grilles come off for easy cleaning. Andersen® Finelight™ grilles are installed between the glass panes and feature a contoured 1" or 3/4" profile.



Removable  
Interior Grille      Finelight Grilles  
Between-the-Glass



A-Series picture windows. Specified equal light grille pattern.



## Our Insect Screens Come in Many Types. Just Like Insects Do.

---

Optional insect screens are available for all A-Series products. Patio doors feature conventional Andersen® fiberglass insect screens. For windows, choose aluminum insect screens, or TruScene® insect screens that provide a clearer view, help bring the outdoors into your home and are less noticeable from the street.

### **TRUSCENE® INSECT SCREENS**

Made with a micro-fine stainless steel mesh that's one-third the diameter of conventional insect screen wire, TruScene insect screens provide 50% more clarity than conventional Andersen® insect screens. They allow more fresh air and sunlight in, while keeping out small insects.

TruScene® insect screens are not available on patio doors.  
All comparisons are made to Andersen aluminum insect screens.

• INSECT SCREENS •

FRAME OPTIONS



Stone



White



Gold Dust

All insect screens for casement, awning and transom windows are available in Stone, White or Gold Dust colored frames. Insect screens installed on the exterior of windows and patio doors have frames that match the exterior color of the unit.

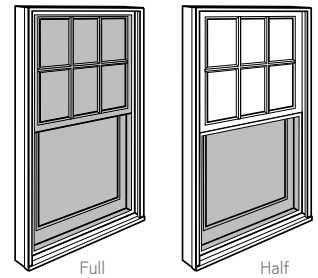
PREFINISHED WOOD FRAME OPTIONS

Frames of TruScene® insect screens for casement, awning and transom windows are also available in six wood-veneered options and six stain colors to match the interior finish. Pine veneer frame with clear finish is shown.



WINDOW INSECT SCREEN CONFIGURATIONS

Full insect screens are available for all operating Andersen® A-Series windows. Our double-hung windows also give you the option of insect screens that cover only the lower sash.




Full

Half

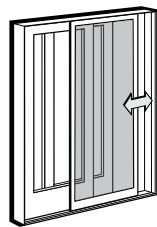
PATIO DOOR INSECT SCREEN CONFIGURATIONS

A-Series products are also available with several styles of patio door insect screens, including a new top-hung gliding design for gliding and hinged doors.

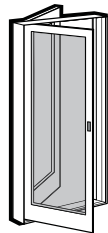
Retractable insect screens are available with interior canisters in White, Gold Dust or prefinished wood to match the interior door. In addition, exterior canisters for gliding doors are color-matched to the outside color of the door.



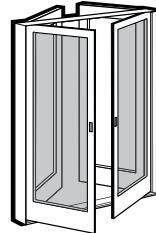
Single Top-Hung Gliding for gliding and inswing doors



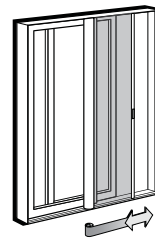
Single Gliding for gliding and inswing doors




Single Hinged for inswing doors



Double Hinged for inswing doors



Single Retractable for outswing and gliding doors



Double Retractable for outswing doors

## A-Series Windows and Doors

# Unmatched Performance. Unmatched Peace of Mind.



Many Andersen® products meet or exceed ENERGY STAR® performance criteria, which can reduce your energy bills up to 15% while helping to protect the environment.\*

### RIGOROUSLY TESTED.

A-Series products have been exposed to extremes, going from temperatures duplicating the cold of Alaska winters to the heat of Death Valley summers, three times a day, day after day. They came through it all beautifully.

### NEVER NEEDS PAINTING.

Exteriors won't flake, rot, blister, peel, pit or corrode,\*\* so they're virtually maintenance free. Plus they hold their original vibrant colors.\*\*

### KEEPS THE WEATHER OUT.

With their weather-resistant seals, A-Series windows and doors can stand up to eight inches of rain per hour and hurricane-force winds.† Double-hung windows feature a dual-bulb seal, and casement windows use "refrigerator" style gaskets to keep air and moisture out.



Andersen® A-Series products are available with **impact-resistant glass** and structural upgrades to meet the tough building codes of hurricane-prone coastal areas. See your local building code official for specific requirements.



Most other window and door warranties end when a home is sold, but our coverage — 20 years on glass, 10 years on non-glass parts — transfers from each owner to the next. And because it is not prorated, the coverage offers full benefits, year after year, owner after owner.\*\* So it adds real value when you decide to sell your home.

### BUILT FOR YEARS TO COME.\*\*

A-Series windows and doors are built strong to last long.\*\* We use the right materials in the right places, including solid wood, fiberglass and our own Fibrex® composite material. These give A-Series products superior strength, stability and long-term beauty.

### ENERGY-SAVING GLASS FOR ANY CLIMATE.

Andersen has the glass you need to get the performance you want, including a variety of Low-E glass options to help you control heating and cooling costs in any climate, plus SmartSun™ glass options that help meet ENERGY STAR® qualifications in all climate zones.

\* Residential Windows, Doors and Skylights for Consumers. U.S. Environmental Protection Agency. n.d. [www.energystar.gov](http://www.energystar.gov) (accessed August 29, 2013). Savings may vary geographically and may vary based on other home insulating attributes.

\*\*For a copy of the A-Series Limited Warranty visit [andersenwindows.com/warranty](http://andersenwindows.com/warranty).

†Andersen A-Series double-hung window tested to AAMA/WDMA/CSA 101/I.S.2 A440-08 PG 70.



A-Series Frenchwood® hinged inswing patio doors, sidelights and transom windows. Specified equal light grille pattern.



Printed on FSC®-certified paper manufactured with electricity in the form of renewable energy (wind, hydro and biogas). The cover includes a minimum of 10% post-consumer recovered fiber and the text includes a minimum of 10% post-consumer recovered fiber.

"Andersen" and all other marks where denoted are trademarks of Andersen Corporation.  
©2014 Andersen Corporation. All rights reserved. 03/14 Part #9066670

